



Site:-

Jo Bloggs,
No Where,
Any Town,

In reply to your valued enquiry we have pleasure in supplying the following list of materials.

QuantiMate Aided:- Material Quantities For Title :- BARTONC1

The quantities shown are believed to be correct on the basis of the drawings provided by you and no responsibility can be accepted for their sufficiency or otherwise. It is the customers responsibility to verify quantities suggested. We cannot accept liability for any consequential costs. Our responsibility is limited to the delivery of the materials as ordered by you.

S

A

ITEM 1 GROUNDWORKS

		Qty	Price	Per	Cost
Note -: Ground assumed to be reasonably level					
Ext. Foundations--- 1100 mm deep 450mm wide X 600mm thick					
Int. Foundations--- 1100 mm deep 450mm wide X 600mm thick					
Vegetation strip oversite	M3	11.5		P	
Foundation spoil	M3	35.8			
1.3.6 mix concrete	M3	19.2			
Optional site mixed quantities					
Ballast	Tonnes	34.5		E	
Portland cement	Bags	158			
Oversite materials based on :-					
150mm thick aggregate					
25mm Blinding					
Concrete 100mm thick					
20mm aggregate	Tonnes	15.4			
Blinding material	Tonnes	2.5			
Polythene damp membrane	M2	77			
1.2.4 mix concrete	M3	7			
External soil backfill	M3	1.2			
Optional site mixed quantities					
Ballast	Tonnes	12.6			
Portland cement	Bags	86			
Light mesh reinforcement	M2	77			

M

P

L

E



ITEM 2 BRICK SUMMARY OF ITEMS 3 - 8

			Qty	Price	Per	Cost
Airbricks			3			
Cavity liner			3			
Facing bricks	215 X 65		11977			
Non facing bricks	215 X 65		399			
Foundation blocks 100mm	440 X 215		355			
Foundation blocks 100mm	440 X 215		226			
Internal wall blocks 100mm	440 X 215		1807			
Room partition blocks 100mm	440 X 215		833			
Starter unit			1			
Fireback			1			
Front brick			1			
Throat unit			1			
Straight flue liners	300 X 225		25			
Curved flue liners	225 37.5deg		2			
Chimney pots 12"			1			
Builders soft sand		Tonnes	20.2			S
Portland cement (25kg)		Bags	38			
Masonry cement (25Kg)		Bags	189			
Tri Gal Wall Ties (250)			584			
Cavity insulation area		M2	182			A
Internal skin plaster area		M2	156			
Internal blockwork plaster area		M2	167			
Internal studwork plaster area		M2	102			M
P/Board 2400 X 1200 X 12.5			114			
Board finish Plaster (25kg)		Bags	41			
Fibre Tape self adhesive		M	570			
Adhesive Dri-Wall (25kg)		Bags	34			P
Underfloor insulation area		M2	75			
Celotex area 50mm		M2	75			
Celotex area 25mm		M2	15			L
Separation membrane area		M2	75			
Internal floor screed area		M2	75			
Sharp sand		Tonnes	8.7			E
Portland cement (25kg)		Bags	59			
Window only area		M2	11.9			
Mortar plasticiser		Litres	29			
100mm DPC (30M roll)		M	118			
150mm DPC (30M Rolls)		M	58			
Thermal cavity closer		M	46			
External door frame 1981 X 838			1			
Frame ties			60			
Fireplace lintels			1			
Ext door lintel No. 1 1200			1			
Int door lintel 1200			8			
Int wall lintel 1800			1			

ITEM 4 GROUND FLOOR

			Qty	Price	Per	Cost
P/Door frame Living Room	1810 X 2100		1			
Window Dining Room	1770 X 1200		1			
P/Door frame Kitchen	1810 X 2100		1			
Window Kitchen	1200 X 1050		1			



			Qty	Price	Per	Cost
Window lintel	Living Room	2250				
Window lintel	Dining Room	2100				
Concrete cill	Dining Room	2100				
Window lintel	Kitchen	1500				
Concrete cill	Kitchen	1500				
Window lintel	Kitchen	2250				
Concrete cill	Kitchen	2250				
ITEM 5 1st FLOOR						
			Qty	Price	Per	Cost
Window	Landing	1200 X 1200	1		S	
Window	Bedroom 2	1770 X 1200	1			
Window	Bedroom 3	1770 X 1200	1			
Window	Bedroom 4	1200 X 1200	1			
Window	Main Bathroom	1200 X 1200	1		A	
Window	Ensuite B/Room	1770 X 1050	1			
Window lintel	Landing	1500	1			
Concrete cill	Landing	1500	1			
Window lintel	Bedroom 2	2100	1		M	
Concrete cill	Bedroom 2	2100	1			
Window lintel	Bedroom 3	2100	1			
Concrete cill	Bedroom 3	2100	1		P	
Window lintel	Bedroom 4	1500	1			
Concrete cill	Bedroom 4	1500	1			
Window lintel	Main Bathroom	1500	1		L	
Concrete cill	Main Bathroom	1500	1			
Concrete cill	Ensuite B/Room	2100	1			
ITEM 9 ROOF TILING						
			Qty	Price	Per	Cost
TILE COLOUR..... TYPE Marley Modern						
Tiled roof area =			M2	112		
Marley Modern						
Tiles		420 X 330		1076		
L/Hand verge tiles		420 X 330		32		
Ridge tiles	450mm long			24		
Eaves crossflow vents				35		
Undercloak			M	22		
Roofing felt			M	153		
Tile batten	25 X 50		M	336		
Chimney flashing kit				1		

S
A
M
P
L
E



ITEM 10 UNDERGROUND DRAINAGE

		Qty	Price	Per	Cost
Note -: Ground assumed to be reasonably level					
Excavation depth of main runs is assumed to be .8 deep					
Excavation depth of outfall is assumed to be 1.1 deep					
Drainage spoil	M3	26.6			
Drainage backfill	M3	15			
100mm P/E pipe plastic	M	61			
100mm S/E bend plastic	each	15			
100mm D/E Junction plastic	each	1			
100mm S/E Rest Bend plastic	each	3			
100mm Coupler plastic	each	30			
100mm P/E Bottle gully plastic	each	4			
100mm Inspection Chamber 600 plast	each	4			
100mm Inspection Cover plastic	each	4			S
100mm Manhole 900 plastic	each	1			
100mm Manhole Cover plastic	each	1			
100mm P/E Rodding Eye plastic	each	1			A
100mm Waste Adaptor plastic	each	2			
Based on 300mm pipe bedding/fill					
Lintel 600mm	each	1			M
Pipe Bedding	Tonnes	8.8			
Hardcore for soakaway	Tonnes	3			P
Lean mix concrete	M3	1.3			

ITEM 15 JOISTS

		Qty	Price	Per	Cost
UPPER FLOOR JOISTS					
CALCULATIONS BASED ON 400mm CENTRES					
Sawn	47 X 195 16 / 4.2	M	67.2		
Sawn	47 X 195 11 / 2.7	M	29.7		
Sawn	47 X 195 12 / 4.5	M	54		
Sawn	47 X 195 6 / 2.4	M	14.4		
Sawn	47 X 195 3 / 2.1	M	6.3		
Sawn	47 X 195 7 / 2.7	M	18.9		
Sawn	47 X 195 4 / 2.1	M	8.4		
Sawn	47 X 170 3 / 2.7	M	8.1		
Sawn	47 X 170 7 / 1.2	M	8.4		
JOIST HANGERS & STRAPS (max 2 metre centres)					
Joist Hanger TTL 47mm			13		
Joist Hanger TW	47 X 195		59		
Joist Hanger TW	47 X 170		7		
Joist straps 1200 bent 150mm			11		
Strap noggins	50 X 100	M	13.2		



ITEM 16 ROOF TIMBERS

		Qty	Price	Per	Cost
TRUSSES MUST BE CALCULATED BY MANUFACTURER					
Summary of requirements:- based on 600mm centres					
Roof angle 40 Degrees					
Trusses span Apex 7.5 M		20			
Roof plates 50 X 100	M	20.4			
Fascia board 19 X 175	M	21.3			
Barge board 19 X 150	M	22.8			
Soffit strip 300 X 6	M	44.1			
Soffit vent 2440	M	21.3			
Rafter straps 1600		12			
Strap noggins 50 X 100	M	18			
Wall straps 600		10			
Longitudinal br 22 X 100	M	84.6		S	
Diagonal brace 22 X 100	M	64.5			
Truss clips		40			

S
A

ITEM 17 CARPENTER 1st FIX

		Qty	Price	Per	Cost
External door 838 X 1981		1		M	
External door lock pack		1			
Window Board Dining Room 2100	mm	2100		P	
Window Board Landing 1500	mm	1500			
Window Board Bedroom 2 2100	mm	2100			
Window Board Bedroom 3 2100	mm	2100			
Window Board Bedroom 4 1500	mm	1500			
Patio door Living Room 1810 X 2100		1		L	
Patio door Kitchen 1810 X 2100		1			
Door liner		11			
Door liner CUPBOARD		14		E	
Door liner AIR/CUPBOARD		1			
Loft hatch liner		1			
Staircase		1			
Edge noggins 50 X 50	M	94.5			
Floor area down	M2	73			
Floor area 1st	M2	66			
Upper floor acoustic area	M2	66			
Chipboard t&g 2400 X 600 X 22		50			
Chipboard Adhesive	Litre	4			
P/Board noggins 50 X 50	M	63			
Wallboard 2400 X 1200 X 12.5		23			
Wallboard 2400 X 1200 X 15		26			
Fibreglass 150mm	M2	74			
Fibreglass 100mm	M2	74			
Studwork at 450 mm centres					
Wallboard 2400 X 1200 X 12.5		38			
Fibreglass 100mm	M2	51			
Stud 50 X 100 56/2.4	M	134			
Studwork plate 50 X 100	M	41			
Studwork noggin 50 X 100	M	18			
Board finish Plaster (25kg)	Bags	13			
Fibre Tape self adhesive	M	198			
Double door liner		1			

M
P
L
E



ITEM 18 CARPENTER 2nd FIX

			Qty	Price	Per	Cost
Internal doors	762 X 1981		13			
A/Cupboard door	762 X 1981		1			
Cupboard door	762 X 1981		14			
Passage door furniture sets			10			
Cupboard door furniture sets			15			
Bathroom door furniture sets			3			
Loft hatch			1			
Architrave	19 X 50	M	216.9		S	
Skirting	19 X 100	M	168			
Bath frame	38 X 50	M	14.4			
Pipe casing	38 X 50	M	62.1		A	
A/Cupboard shel	19 X 50	M	19.2			

ITEM 20 GUTTER

			Qty	Price	Per	Cost
NOTE:- The size and style of gutter is subject to flow rates required						
BASED ON 2 RAINWATER OUTLETS						
Colour..... Type.....						
Gutter		M	21		M	
Gutter support brackets			21			
Gutter joiner brackets			4			
End stops			4		P	
Running outlets			2			
Downpipe	5.50M		2		L	
Pipe clips			8			
Pipe offsets			4		E	

ITEM 25 ELECTRICS

			Qty	Price	Per	Cost
Installation Boxes						
1 Gang boxes in block walls			23			
2 Gang boxes in block walls			28			
2 Gang boxes in stud walls			2			
Grommets for backbox			51			



Quanti-Quote <small>Incorporating</small> Quanti-Mate					
Lights & accessories					
Pendant set			13		
Downlighter			2		
Strip Light			4		
Wall light			3		
External light			4		
Extractor Fan			3		
Extractor duct			3		
Mains smoke alarm			2		
Shaver light unit			2		
Sockets & Switches					
1 Gang 1 way light switch			8	S	
2 Gang 1 way light switch			2		
1 Gang 2 way light switch			3		
2 Gang 2 way light switch			6	A	
2 Gang socket			34		
Pull cord light switch			3		
Telephone outlet			4		
TV outlet			4		
Bell push			1	M	
Bell chime			1		
13A fused spur			1		
45A cooker switch			1	P	
Cooker outlet plate			1		
Cable					
1.0mm Twin + Earth cable			195	L	
1.0mm 3C + Earth cable			135		
2.5mm Twin + Earth cable			257		
6mm Twin + Earth cable			15	E	
10mm Twin + Earth cable			20		
Armoured three core 25mm cable			4		
Telephone cable			60		
Tv & Satelite cable			60		
1.0mm cable clips			549		
2.5mm cable clips			457		
6mm cable clips			30		
10mm cable clips			40		
Tv & Satelite cable clips			120		
Metal sheathing			84		
Consumer Unit			1		
RCD Double Pole			1		
MCB 10 amp type B			2		
MCB 15 amp type B			2		
MCB 30 amp type B			2		







ITEM 27 SANITARY WARE

		Qty	Price	Per	Cost
KITCHEN					
Kitchen equipment not included as these items are subject to design criteria					
UTILITY ROOM					
Utility room equipment not included as these items are subject to design criteria					
W.C Pan washdown		3			
W.C Cistern		3			
W.C Seat and cover		3			
Basin 365 X 225		1			
Hanging brackets	Pair	1			
Basin taps 1/2in	Pair	3			
Basin waste plug & chain 1 1/4in		3			
Basin 560 X 405		2			
Basin pedestal		2			
Bath 1700 X 700		2			
Bath side panel		2			
Bath end panel		2			
Bath waste plug & chain 1 1/2in		2			
Bath mixer tap	Pair	2			
Shower Mixer		1			
Shower tray 760 X 760		1			
Shower unit		1			
Kitchen Sink		2			
Kitchen Mixer Tap		2			
15mm Isolation valve		19			
22mm Isolation valve		1			
19mm Overflow pipe		6			
19mm Overflow pipe clip		6			
19mm Overflow elbow		3			
19mm Overflow tank connector		3			
15mm Pipe		77			
15mm Elbow		51			
15mm Tee		20			
15mm Tap connector		15			
15mm Stop tap		1			
15mm Coupler		17			
15mm Pipe clips		64			
15mm Washing machine tap		2			
15mm Drain off cock		1			
15mm Filling loop		1			
22mm Pipe		27			
22mm Elbow		10			
22mm Tee		2			
22mm Tap connector		4			
22mm Gate valve		1			
22mm Coupler		2			
22mm Pipe clips		15			

S
A
M
P
L
E



22mm x 15mm reducer						
110mm Pipe			3			
110mm Pipe bracket			16			
110mm Bend			13			
110mm Socket			4			
110mm Bossed pipe			3			
110mm Single branch			2			
110mm Ballon			3			
110mm Pan connector			1			
110mm Weathering slate			3			
40mm Pipe			1			
40mm Pipe clip			17			
40mm Bend			34			
40mm Coupler			12			
40mm Tee			6			
40mm S Trap			6			
40mm Shallow Bath trap			3			
40mm Shallow Shower trap			2			
40mm Washing machine trap			1			S
32mm Pipe			5			
32mm Pipe clip			9			
32mm Bend			6			A
32mm Coupler			3			
32mm S Trap			3			
40 TO 32mm Reducer			3			M
ITEM 28 CENTRAL HEATING						
						P
		Qty	Price	Per		Cost
Calculations based on outside air temperature of -1 Celsius						
1« Air changes per hour						
20% Heat loss in pipework in extreme weather						
Bed Rooms cloakroom hall & landing at 16 Celsius						
Other rooms at 21 Celsius						
HEATING USING COMBI BOILER						
ROOM	HEAT REQ (KW)	RADIATOR				
Living Room	2.61		1			
Dining Room	1.07		1			
Kitchen	1.25		1			
Utility	.26		1			
Cloakroom	.11		1			
Lobby	.3		1			
Hall	.36		1			
Landing	.54		1			
Bedroom 2	.76		1			
Bedroom 3	.7		1			
Bedroom 4	.4		1			
Main Bathroom	.58		1			
Ensuite B/Room	.69		1			

 <small>Incorporating</small> 						
Pipe loss @ 15% Kw			1.8			
Boiler size Kw			14.5			
Radiator valves			13			
Thermostatic radiator valves			13			
15mm pipe			163			
15mm bend			52			
15mm coupler			52			
15mm isolation valve			26			
15mm clip			127			
22mm pipe			48			
22mm tee			6			
22mm bend			12			S
22mm coupler			12			
22mm isolation valve			6			
22mm clip			17			
22mm insulation			11			A
22mm x 15mm tee			26			
Balance flue			1			
SUNDRY ITEMS NOT CALCULATED						M
Structural steels						
Fixings						P
Nails						
Screws						
Glass & Putty						L
Decorative materials						
Wall tiles						
Electrical components						E
External drives and paths						
Underground pipes						
Soil pipes						
Waste pipes						
Copper tube						
Copper fittings						
Lead flashings						
Patio slabs						
Fencing						
Quantities prepared by						
						
<small>Incorporating</small> 						
Tel:- 01931 716810						
ITEM SUMMARY OF CONSTRUCTION						



Title :- BARTONC1 Date :- 13/05/2005								
TWO STOREY DETACHED CAVITY BRICK FINISHED								
RECTANGULAR OUTLINE								
EXT DIMS 10.11M X 7.80M (33 ' 1 '' X 25 ' 7 '')								
EXT FOUNDATIONS 1100mm deep X 450mm wide X 600mm thick								
INT FOUNDATIONS 1100mm deep X 450mm wide X 600mm thick LENGTH = 34.9 M								
ROOF 40 DEGREES GABLE / GABLE RIDGE PARALLEL WITH 10.11M EXTERNAL DIMENSION								S
ROOF EAVES OVERHANG OF 200mm								
STANDARD HORIZONTAL ROOF INSULATION								
CONSTRUCTED USING TRUSSES								
DRAINS CALCULATED BY QUANTI-MATE USING ADVANCED MATHS								A
TIMBER STUDWORK								
EXTERNAL SKIN DRYLINED & PLASTERED								
INTERNAL BLOCK PARTITIONS DRYLINED & PLASTERED								M
SCREDED INSULATED STYLE GROUND FLOOR								
ON FLOOR SLAB THICKNESS 100 mm								
SCREED THICKNESS 65 mm								
INCLUDES 1 CONVENTIONAL CHIMNEYS								P
CENTRALLY HEATED WITH COMBINATION BOILER								
INCLUDES 14 CUPBOARD(S)								
Accommodation Downstairs								L
Living Room	3850 mm X	5595 mm	12 ' 7 '' X 18 ' 4 ''					
Dining Room	3467 mm X	3467 mm	11 ' 4 '' X 11 ' 4 ''					
Kitchen	4328 mm X	4328 mm	14 ' 2 '' X 14 ' 2 ''					
Utility	2300 mm X	1950 mm	7 ' 6 '' X 6 ' 4 ''					
Cloakroom	900 mm X	1900 mm	2 ' 11 '' X 6 ' 2 ''					E
Lobby	2508 mm X	2508 mm	8 ' 2 '' X 8 ' 2 ''					
Hall	2790 mm X	2790 mm	9 ' 1 '' X 9 ' 1 ''					
Accommodation Upstairs								
Landing	3307 mm X	3307 mm	10 ' 10 '' X 10 ' 10 ''					
Bedroom 2	4247 mm X	4247 mm	13 ' 11 '' X 13 ' 11 ''					
Bedroom 3	3992 mm X	3992 mm	13 ' 1 '' X 13 ' 1 ''					
Bedroom 4	3190 mm X	3100 mm	10 ' 5 '' X 10 ' 2 ''					
Main Bathroom	2350 mm X	2350 mm	7 ' 8 '' X 7 ' 8 ''					
Ensuite B/Room	3000 mm X	1915 mm	9 ' 10 '' X 6 ' 3 ''					